



TransplantREADY® DSAEK Preloaded in a Weiss Glass Cannula

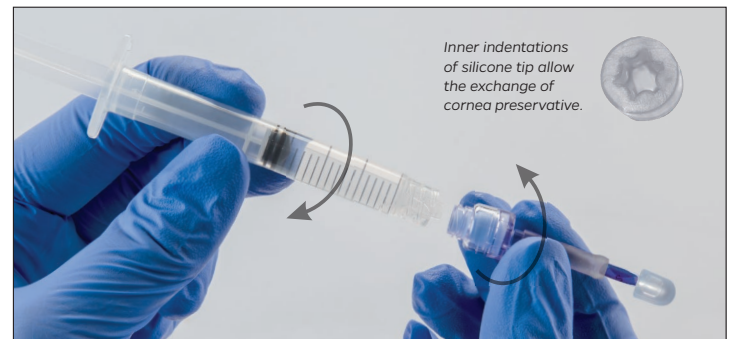
Each donor tissue is prepared to your specifications and preloaded in a Weiss Glass Cannula*. This fully assembled delivery system connects easily to a luer lock syringe.

Quick Connect Design – Preassembled system includes:

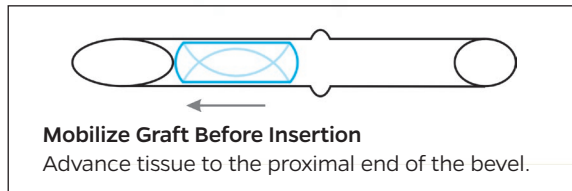
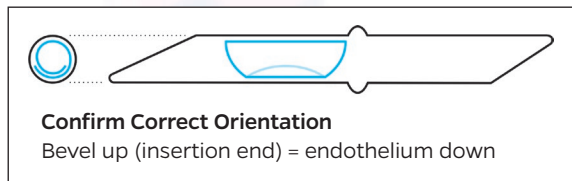
- End-cap luer lock connector
- 14 French tubing
- Weiss Glass Cannula
- Protective silicone tip**

Storage and Handling

- FDA Approved corneal preservative
- Store at 2°C to 8°C, do not freeze!
- **1 - 2 hours before surgery:**
Remove the vial containing preassembled delivery system from the shipping container and allow sealed vial to reach room temperature.
- Prepare 5ml syringe with 3.5-4ml BSS (*not included*)
- Ask assistant to remove non-sterile white cap and hold glass vial firmly.



TIPS FROM THE EXPERTS:
LEITR Medical Advisory Board



Timing Fluid Exchange
If fluid exchange is desired, carefully exchange corneal preservative with BSS just prior to delivery.

Instructions for Use

- 1. Remove TransplantREADY® DSAEK delivery system from vial**
- 2. Connect to Syringe**
Assure no air bubbles are in syringe, slowly press valve and luer lock syringe together, twist to secure, and inspect connections.
- 3. Remove silicone tip**
While silicone tip is submerged in BSS, remove the tip prior to insertion.
- 4. Mobilize Graft Before Insertion**
Position the donor tissue flush with the anterior opening of the bevel.

Optional: Replace Corneal preservative with BSS

Submerge the Weiss Glass Cannula with silicone tip attached while slowly and carefully advancing BSS through the delivery device. The inner indentations of the silicone tip allows for the exchange of cornea preservative.

While flushing, monitor graft position. If graft approaches the tip, reposition the graft towards the middle of the Weiss Glass Cannula by gently aspirating fluid, then resume flushing. If tissue is ejected, do NOT attempt to reload. Use your traditional non-preloaded technique to transplant DSAEK graft.

*The Weiss Glass Cannula is a Class 1 Medical Device, Product Code HMX, manufactured by Gunther Weiss Scientific Glassblowing, Inc., an FDA Registered Medical Device Manufacturer – Establishment Registration #3005489143.

**Protective silicone tip secures the graft during shipment and during exchange of corneal preservative for BSS.